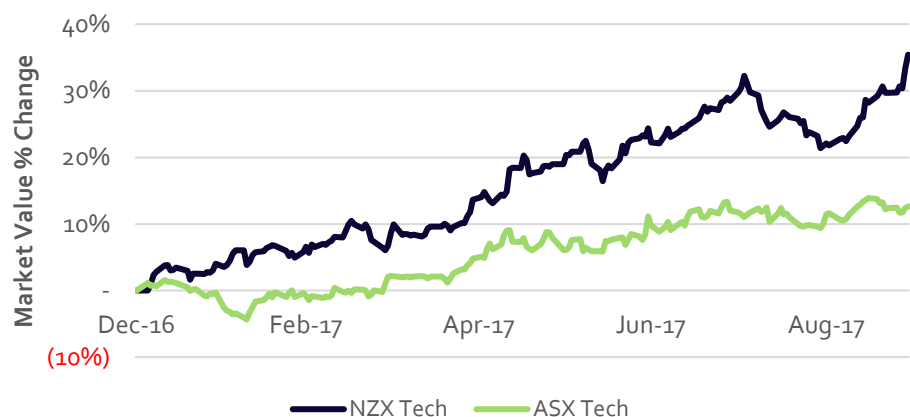


Overview

Clare Capital - Tech Insights 57 - Australasian Tech Q3 Performance - 20170929

This report looks at the market value performance for Australasian Tech companies over the last three quarters (1 Jan to 30 Sep of 2017). We have excluded any depository interest companies and companies which went public (i.e. IPO) during the year. Note: all dollars are in local currency.

NZX v ASX - Market Value % Change Q3 2017 (1 Jan - 30 Sep)



Metrics

NZX	Value	%	\$
31 Dec 16	6,087		
31 Mar 17	6,690	10%	603
30 Jun 17	7,441	22%	1,354
30 Sep 17	8,243	35%	2,156

ASX	Value	%	\$
31 Dec 16	48,209		
31 Mar 17	49,243	2%	1,033
30 Jun 17	52,916	10%	4,706
30 Sep 17	54,296	13%	6,087

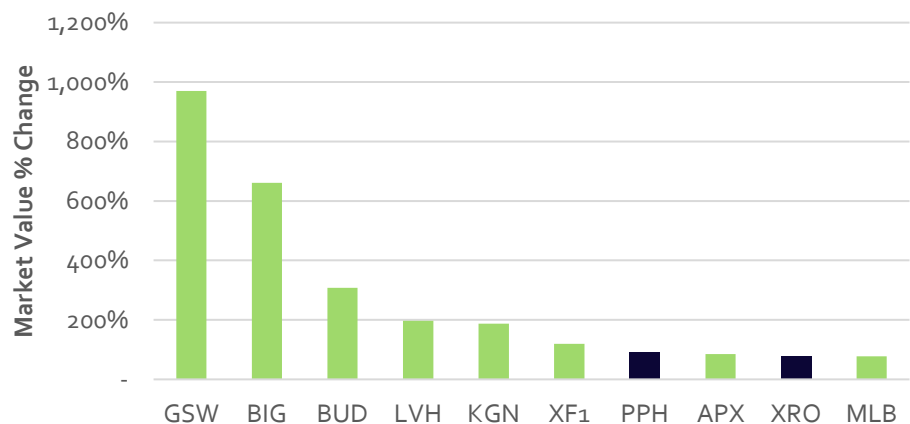
Definitions

Value = Market Value
 The total market value or capitalisation of the NZX/ASX.

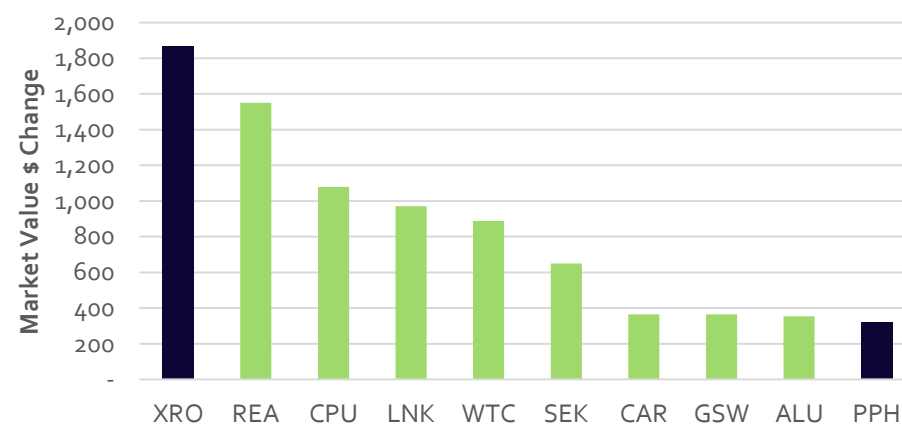
% = Market Value % Change
 The market value percentage change from one date to the next.

\$ = Market Value \$ Change
 The market value dollar change from one date to the next.

Top 10 Market Value Percentage Change - minimum \$100 million Market Value



Top 10 Market Value Dollar Change - in local currency



Disclaimer

The information provided in this report has been solely sourced and calculated from Factset. Clare Capital holds no responsibility over the actual numbers. Clare Capital is not an Authorised Financial Adviser. This document is intended as analysis. If you are making investment decisions you should seek appropriate personalised financial advice.

CLARE CAPITAL TECH INSIGHTS

Clare Capital: mergers and acquisitions, capital raises, valuations, financial modelling, private company benchmarking and technology insights



Ticker	Value	%	\$	Ticker	Value	%	\$	Ticker	Value	%	\$	Ticker	Value	%	\$	Ticker	Value	%	\$
SHO-AU	12	1,223%	11	LNK-AU	3,694	36%	971	VGL-NZ	470	2%	11	COM-AU	8	(21%)	(2)	RXH-AU	5	(47%)	(4)
GSW-AU	403	971%	365	SPY-NZ	40	35%	10	SYT-AU	71	1%	1	DSE-AU	24	(22%)	(7)	PCH-AU	1	(47%)	(1)
BIG-AU	210	661%	183	ALU-AU	1,408	34%	354	NEA-AU	254	0%	1	VPC-AU	9	(22%)	(3)	GOO-AU	11	(47%)	(10)
FZO-AU	80	576%	68	GEO-NZ	16	30%	4	RFN-AU	5	0%	0	GLH-AU	12	(22%)	(3)	SMA-AU	14	(48%)	(13)
KNM-AU	25	369%	19	RHP-AU	88	28%	19	OPN-AU	19	0%	0	RKN-AU	139	(23%)	(41)	JHL-AU	4	(49%)	(3)
BUD-AU	197	308%	149	TV2-AU	19	28%	4	DUB-AU	39	(1%)	(0)	LVE-AU	7	(23%)	(2)	NVO-AU	11	(50%)	(11)
CM8-AU	50	222%	35	RUL-AU	146	27%	31	RXP-AU	135	(1%)	(2)	ACU-AU	8	(23%)	(2)	8CO-AU	3	(50%)	(3)
LVH-AU	205	197%	136	MDR-AU	42	27%	9	DSX-AU	9	(2%)	(0)	MOQ-AU	42	(24%)	(13)	PLX-NZ	15	(51%)	(15)
KGN-AU	360	188%	235	LNU-AU	37	24%	7	SKF-AU	14	(3%)	(0)	OMT-AU	3	(25%)	(1)	GBT-AU	126	(51%)	(130)
CA8-AU	49	165%	30	MOT-AU	5	24%	1	PPS-AU	172	(3%)	(5)	MWR-AU	4	(25%)	(1)	OLV-AU	6	(51%)	(6)
CL8-AU	20	140%	12	ESV-AU	83	24%	16	SRO-AU	5	(3%)	(0)	MUA-AU	138	(25%)	(47)	UBN-AU	19	(52%)	(20)
SKO-NZ	49	130%	28	PME-AU	610	24%	117	IRE-AU	1,951	(3%)	(67)	BID-AU	15	(26%)	(5)	CVT-AU	31	(53%)	(35)
TPW-AU	41	129%	23	IRI-AU	590	24%	112	GGL-AU	14	(4%)	(1)	TKF-AU	6	(26%)	(2)	FLN-AU	212	(54%)	(249)
JCS-AU	11	120%	6	MYQ-AU	6	23%	1	MYO-AU	2,086	(5%)	(108)	PRO-AU	32	(26%)	(12)	AHL-AU	6	(55%)	(7)
XF1-AU	118	120%	64	WEB-AU	1,274	23%	236	NOV-AU	18	(7%)	(1)	THD-AU	11	(27%)	(4)	AB1-AU	7	(55%)	(8)
3DP-AU	16	102%	8	REA-AU	8,825	21%	1,550	HSN-AU	656	(8%)	(56)	FIN-NZ	18	(27%)	(7)	MTL-AU	3	(56%)	(3)
LVT-AU	92	102%	46	CL1-AU	405	21%	71	MP1-AU	196	(8%)	(18)	ICU-AU	7	(31%)	(3)	TNT-AU	7	(57%)	(9)
TMP-AU	20	101%	10	NXT-AU	1,257	20%	212	TME-NZ	1,814	(9%)	(176)	ICI-AU	22	(32%)	(10)	AD1-AU	26	(57%)	(34)
PPH-NZ	674	92%	323	BVS-AU	352	18%	55	MNW-AU	30	(10%)	(3)	1ST-AU	9	(32%)	(4)	M7T-AU	23	(59%)	(33)
APX-AU	509	85%	233	RAK-NZ	49	17%	7	RBL-AU	160	(10%)	(18)	BRN-AU	153	(32%)	(73)	IOD-AU	3	(59%)	(4)
XRO-NZ	4,276	78%	1,868	ADA-AU	227	17%	32	TNE-AU	1,584	(11%)	(187)	OHE-NZ	215	(33%)	(105)	MBE-AU	26	(61%)	(40)
MLB-AU	335	77%	146	CR8-AU	55	16%	8	1PG-AU	25	(11%)	(3)	TTL-AU	3	(33%)	(2)	WGL-AU	9	(61%)	(15)
GTK-NZ	438	73%	185	CPU-AU	7,886	16%	1,079	RNT-AU	15	(11%)	(2)	ESH-AU	14	(36%)	(8)	ICT-AU	2	(63%)	(4)
NWZ-AU	7	68%	3	CGL-AU	270	15%	35	SPZ-AU	88	(11%)	(11)	ISD-AU	356	(38%)	(218)	IOT-AU	7	(69%)	(17)
NET-AU	23	67%	9	CAR-AU	3,105	13%	365	ICQ-AU	71	(12%)	(9)	COO-AU	10	(38%)	(6)	BPF-AU	12	(70%)	(28)
EOL-AU	12	66%	5	SEK-AU	5,824	13%	649	DTS-AU	38	(12%)	(5)	FCT-AU	49	(39%)	(31)	ENZ-AU	4	(72%)	(10)
EPD-AU	104	63%	40	DTL-AU	264	12%	28	ZYB-AU	4	(13%)	(1)	PPL-AU	27	(39%)	(17)	TSN-AU	15	(73%)	(40)
SFI-AU	91	61%	35	VLT-AU	20	12%	2	ISX-AU	92	(13%)	(14)	HT8-AU	8	(40%)	(5)	YPB-AU	13	(74%)	(36)
TOM-AU	6	59%	2	IFM-AU	246	8%	19	BPS-AU	72	(15%)	(12)	ALC-AU	32	(40%)	(21)	VRI-AU	5	(78%)	(19)
WTC-AU	2,530	54%	888	CNW-AU	17	7%	1	IKE-NZ	21	(15%)	(4)	KNO-AU	6	(41%)	(5)	IAM-AU	15	(80%)	(58)
CCA-AU	55	53%	19	PIL-AU	13	7%	1	9SP-AU	54	(16%)	(10)	SLI-NZ	16	(43%)	(12)	XPE-AU	13	(80%)	(53)
ERD-NZ	134	39%	38	CGO-AU	6	7%	0	KYK-AU	21	(18%)	(5)	DCL-AU	13	(44%)	(10)	RAP-AU	44	(82%)	(196)
OCL-AU	229	39%	64	3PL-AU	166	4%	6	D13-AU	55	(19%)	(13)	CAT-AU	218	(44%)	(171)	KBU-AU	1	(83%)	(5)
AO1-AU	11	38%	3	DWS-AU	177	3%	6	ISU-AU	355	(19%)	(85)	NOR-AU	19	(44%)	(15)	SP1-AU	2	(87%)	(14)
ASY-AU	5	36%	1	VHT-AU	93	3%	3	ACX-AU	799	(20%)	(205)	ADJ-AU	67	(46%)	(58)				

Source: Clare Capital Data: Factset and Company Reports www.clarecapital.co.nz

If you want to be added to the distribution list, please email Mark Clare at mark.clare@clarecapital.co.nz or call on +64-21-470227